

Drilling Holes - Boorgaten verwijderen

Last Modified on 30/04/2021 6:16 am EDT

Hoe Drill Holes verwijderen uit een order in LW?

Zie onderstaande stappen:

The screenshot shows the 'Order entry' window for order 10015110. The interface is divided into several sections:

- Basic data:** Order type (Uncut), Side (Both), Job No (2002170217), Requested date, Copied from, Entry type (Online), Slip No, Order No ext, Entry date (17.02.2020), Type (Standard), Assembly No, Entered via (XMLB2B_DC), Contact.
- Customer:** 10015110 S OPTIEK OLIVIER, Second pair (First pair), Reference (GHYSDAEL), Reference 2, Remark, Remark int (SC), Patient name.
- Coating / Tinting / Services / Surcharges:** Lens type (N60R2S), Eil (C), Opt DM (7580), Eilh (SCC), DIGO, Bal (+).
- Optical Data:** Sphere (+1.75), Cylinder (-0.50), Axis (100), Addition (2.50), Prism, Base, Prism 2, Base 2, PD (28.5/31.0), Height (30.0), Dec X (8.0/-5.5), Dec Y (6.0), Box X (55.0), Box Y (48.0), DBL (18.0), Form No.
- Other Data:** ETH, CTh, Curve, DrhTh (1.8), CVD, Inset, Wrap, Panto, Obj.dist, Proglen, Initial.
- Text delivery note:** A red arrow points to this field.
- Special inspection:** External production, No calculation, No pricing, No consumption, No printing, No printing.
- Plausibility check:** A red arrow points to this section, which contains a 'Trace shape' button and a diagram of a lens with a crosshair and dimensions R: 70.3 and L: 66.6.

The right sidebar contains buttons: Trace shape, Delete shape, Calculate lens, Individual, Show stock, Delete data, Hold basket, Save, Exit.

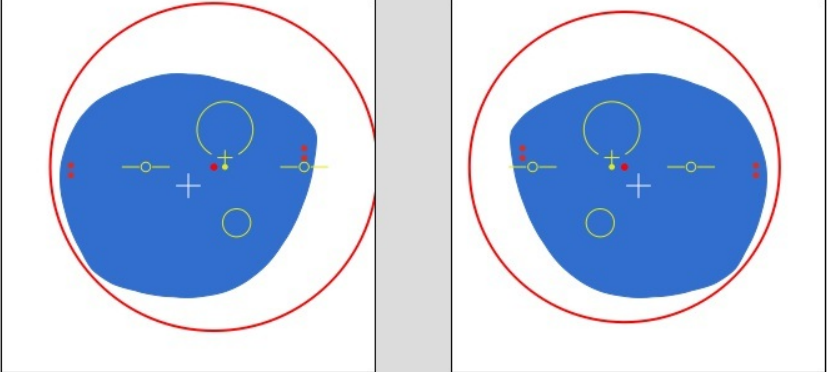
Ga naar Trace Shape:

Basic data Form data Frame Item Prices / Discounts **10015110 - OPTIEK OLIVIER - 8620 NIEUWPOORT - ALBERT I LAAN 289 - 058/242606**

Load form from Order
Frame

Tray
Scale shape Standard

TBLNAT

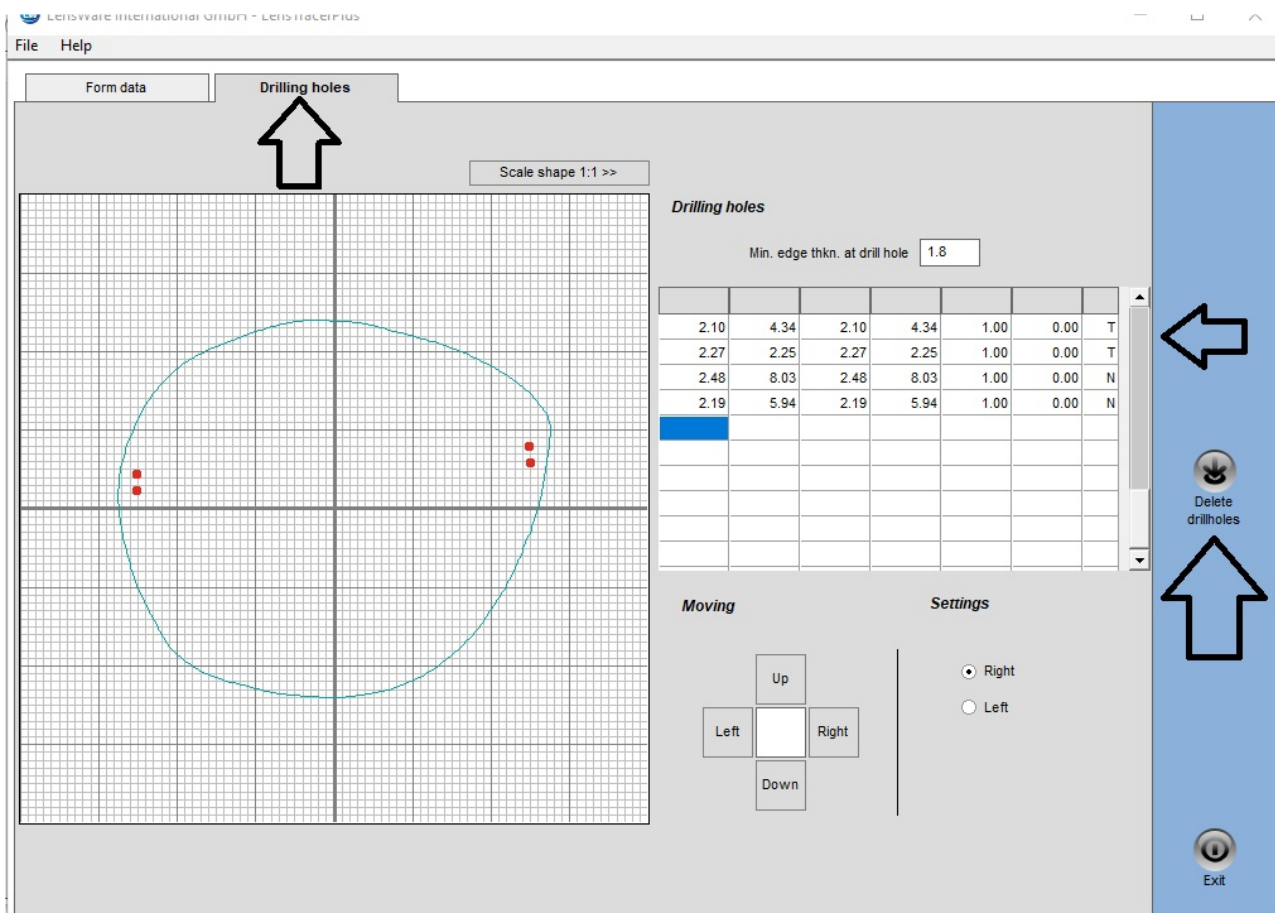


PD Height DBL PD Height
DecX DecY DecX DecY
Diameter Circ. corr. Diameter Circ. corr.
Boxing system Circumf. Boxing system Circumf.

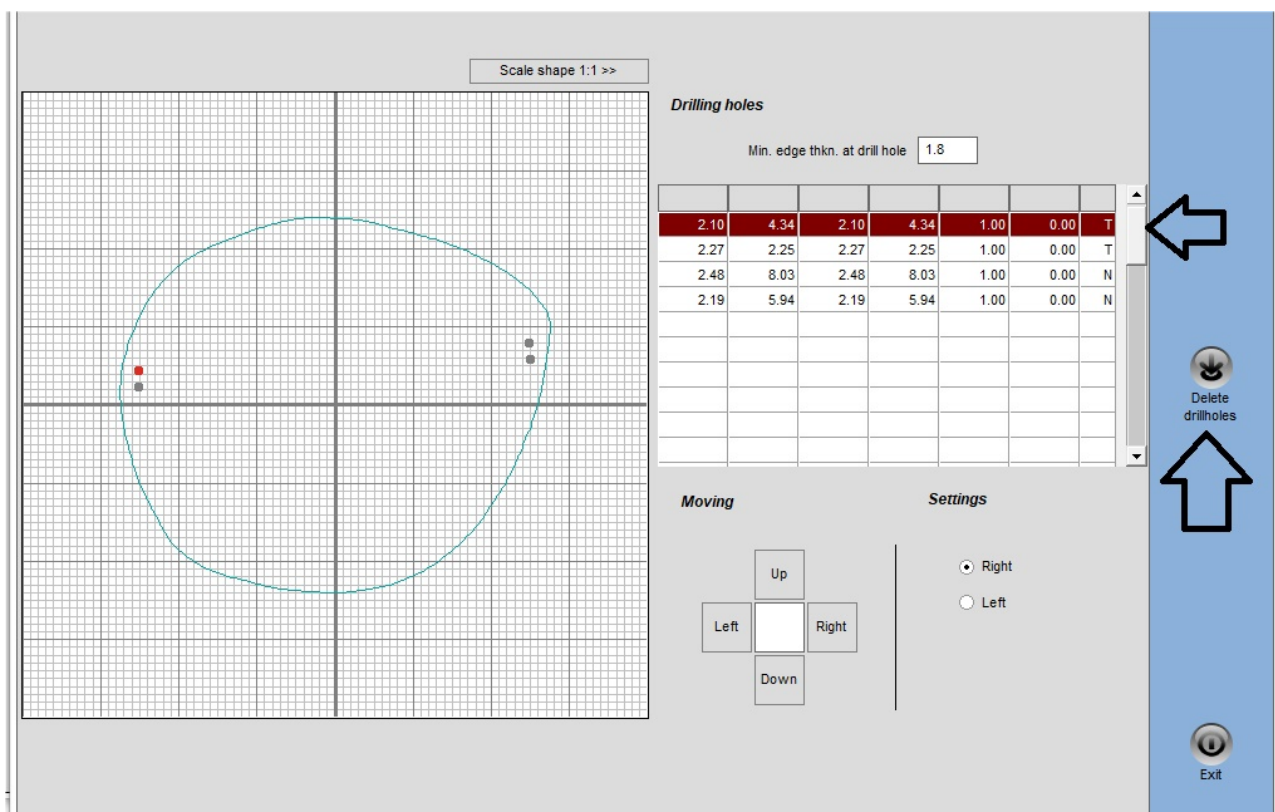
Frame type Polish
Bevel position Edge pinbevel
Grv. width Grv. depth
Safety bevel f. Safety bevel b. Min. edge thkn. at drill hole

Trace shape
Delete shape
Load shape
Hold basket
Save
Exit

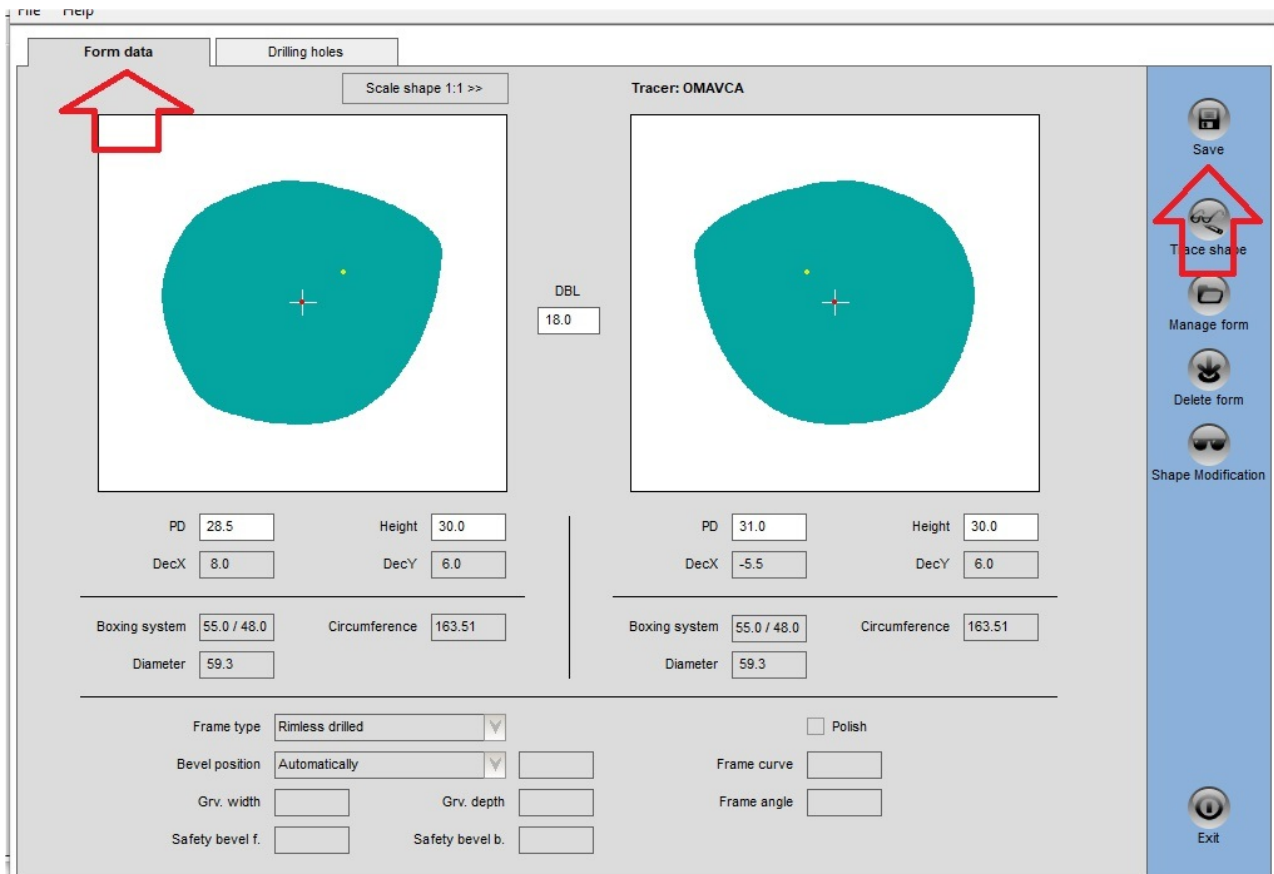
Tabblad 2: Drilling Holes



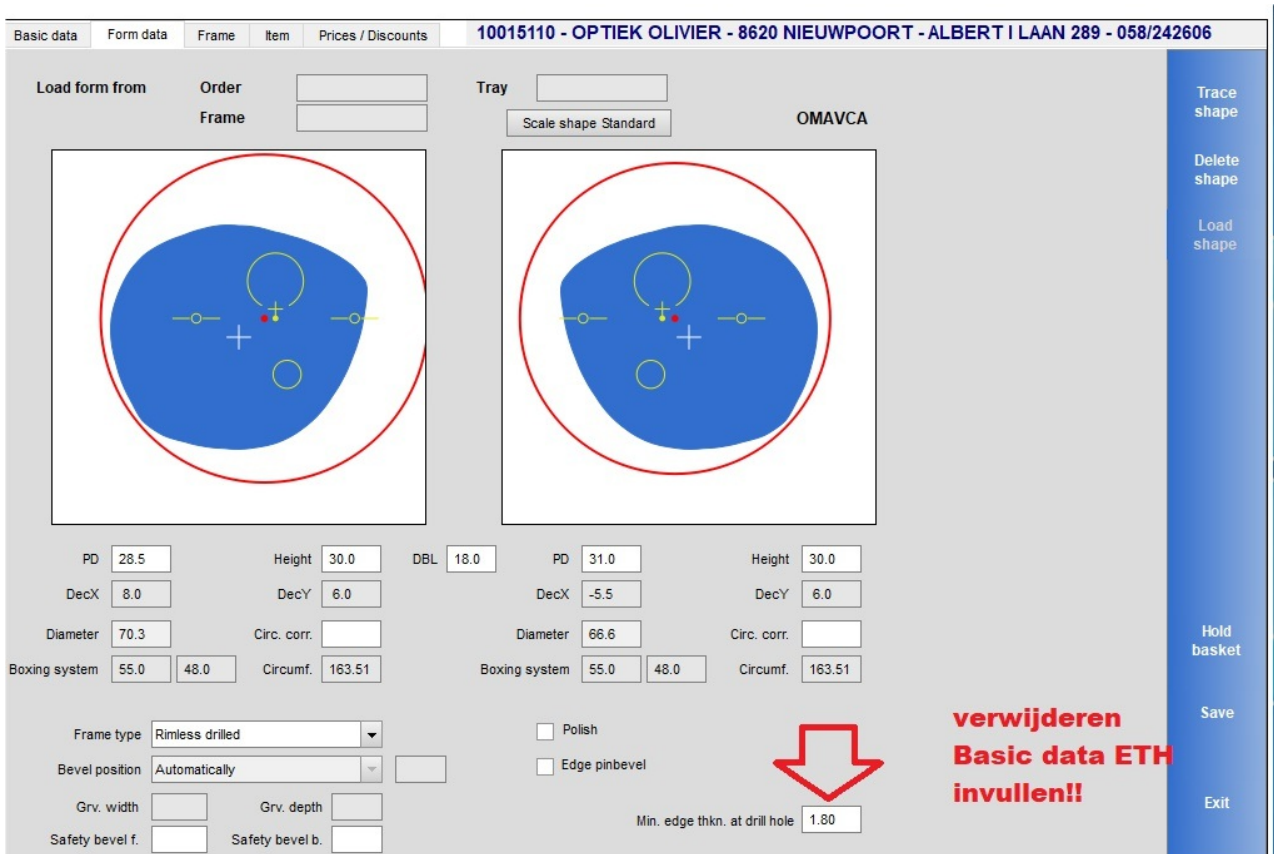
Klik met R-muisknop de lijn aan + Delete Drillholes.
Dit doe je 4x, totdat alles leeg is.



Dan ga je naar het 1ste tabblad Form Data + Save



Nu zijn de Drilling Holes al verwijderd.
 Onderaan maak je het vakje 'min Edge Thkn at drill hole' leeg



Op Tabblad Basic Data

vul Eth in, dit 0,2 minder dan de klant zijn originele dikte op boorgat + Save

Basic data	Form data	Frame	Item	Prices / Discounts	10015110 - OPTIEK OLIVIER - 8620 NIEUWPOORT - ALBERT I LAAN 289 - 058/242606
Order type	Uncut	Side	Both	Job No	2002170217
Entry type	Online	Slip No		Order No ext	
Type	Standard	Assembly No		Requested date	
Customer	10015110 S OPTIEK OLIVIER	Second pair	First pair	Entry date	17.02.2020
Reference	GHYSDAEL	Reference 2		Entered via	XMLB2B_DC
Remark		Remark int		Contact	
Lens type		Eli	Opt DM	Eilh	Coating / Tinting / Services / Surcharges
R	N60R2S	C	<input checked="" type="checkbox"/>	7580	SCC DIGO
L	N60R2S	C	<input checked="" type="checkbox"/>	7075	SCC DIGO
Sphere		Cylinder	Axis	Addition	Prism
R	+1.75			2.50	
L	+1.75	-0.50	100	2.50	
ETH		CTh	Curve	DrhTh	CVD
R	1.6				
L	1.6				
Text delivery note		External production			
Special inspection		No calculation			
Advance payment		No pricing			
Express		No consumption			
Prism thinning		No printing			
		1.6 invullen bij Eth, want klant wil op boorgat 1.8			
Customer information		Product control		Filter	
				Plausibility check	

- Trace shape
- Delete shape
- Calculate lens
- Individual
- Show stock
- Delete data
- Hold basket
- Save
- Exit