

Dikteberekening Nikon

Last Modified on 03/07/2020 8:37 am EDT

<http://www.opsysweb.eu/partners/nikondist#/>

login: 9851200

paswoord: NikonLenses

Uitgewerkt voorbeeld:

STEE MAN CLAIRÉ

Order No: 59

Order Date: 1978 - 11-03-07-87

Order	As	Axis	Power	Mark
+3.50	-0.75	120°	2.50	
+3.50	-0.50	50°	2.50	

Proving
Prescriber: Wide 14 m 1.6 +SCC
+Bluesecure

Snellen 1.64 dunner is mag (Moet ☺) deze double

Bestelling
Dikteberekening

General advice on the double part
General advice on the double bridge

Taken bestellingen van het...
Kantoor

Randvrijheid (DUB)


Member: A= 49, P= 35, C= 17
M.W.G.P.: D.P.= 29, P.P.= 29.5, H.P.= 20, H.P.= 20

TD132

Dikteberekening Nikon:



999999999



NEW ORDER

ACTIONS ▼

SEND

ACCOUNTS

Billing Account *

9851200 ▼

Shipping Account *

9851200 ▼

Order Reference

Comments

PONumber

PATIENT INFO & PRESCRIPTION PANEL ?

Title

-- Title -- ▼

Prisms

Decentrations

Last Name *

dcj

First Name

Prescription

Sphere *

Cylinder *

Axis *

Add

Right Eye:

+03.50

-00.75

120

+02.50

Left Eye:

+03.50

-00.50

050

+02.50



LENS PANEL ?

CHANGE LENSES

CHAINED



PRESIO WIDE INFINITE 14 - 1.6 CLEAR

L DIAMETERS: NONE

SCC+ UV



R DIAMETERS: NONE

Treatments: *

× SCC+ UV

Tints:

Choose Tints

LENS PANEL ⓘ

CHANGE LENSES

CHAINED



PRESIO WIDE INFINITE 14 - 1.6 CLEAR

L DIAMETERS: NONE

SCC+ UV



R DIAMETERS: NONE

Treatments: *

✖ SCC+ UV

Tints:

Choose Tints

Diameters:

60/65

65/70

70/75

75/80

R

None

Precal: ✓

Diameters:

60/65

65/70

70/75

75/80

L

None

Precal: ✓

SPECIAL PARAMETERS

THICKNESS & MEASUREMENTS

Far PD

Optical Center

Right Eye:

29.00 *

20.00 *



Left Eye:

29.50 *

20.00 *

Precal

Thickness Type

Thickness Value

Right Eye: ✓

Edge

1

* 1 MM

Left Eye: ✓

Edge

1

* 1 MM



⚙️ SPECIAL PARAMETERS

THICKNESS & MEASUREMENTS

	Far PD	Optical Center	
Right Eye:	<input type="text" value="29.00"/> *	<input type="text" value="20.00"/> *	⬇️
Left Eye:	<input type="text" value="29.50"/> *	<input type="text" value="20.00"/> *	

	Precal	Thickness Type	Thickness Value
Right Eye:	<input checked="" type="checkbox"/>	<input type="text" value="Edge"/>	<input type="text" value="1"/> * 1 MM
Left Eye:	<input checked="" type="checkbox"/>	<input type="text" value="Edge"/>	<input type="text" value="1"/> * 1 MM



SHAPE * ⓘ



HBOX: 50 VBOX: 36 DBL: 17 FRAME TYPE: PLASTIC FULL RIM
SOURCE TYPE: STANDARD 7

≡ EDIT SHAPE

THICKNESS & MEASUREMENTS

	Far PD	Optical Center	
Right Eye:	<input type="text" value="29.00"/> *	<input type="text" value="20.00"/> *	⬇️
Left Eye:	<input type="text" value="29.50"/> *	<input type="text" value="20.00"/> *	

	Precal	Thickness Type	Thickness Value
Right Eye:	<input checked="" type="checkbox"/>	<input type="text" value="Edge"/>	<input type="text" value="1"/> * 1 MM
Left Eye:	<input checked="" type="checkbox"/>	<input type="text" value="Edge"/>	<input type="text" value="1"/> * 1 MM



SHAPE * ⓘ



HBOX: 50 VBOX: 36 DBL: 17 FRAME TYPE: PLASTIC FULL RIM
SOURCE TYPE: STANDARD 7

≡ EDIT SHAPE

THICKNESS & MEASUREMENTS

Far PD Optical Center

Right Eye: * * ⬇

Left Eye: * *

Precal Thickness Type Thickness Value

Right Eye: * 1 MM

Left Eye: * 1 MM



SHAPE * ?

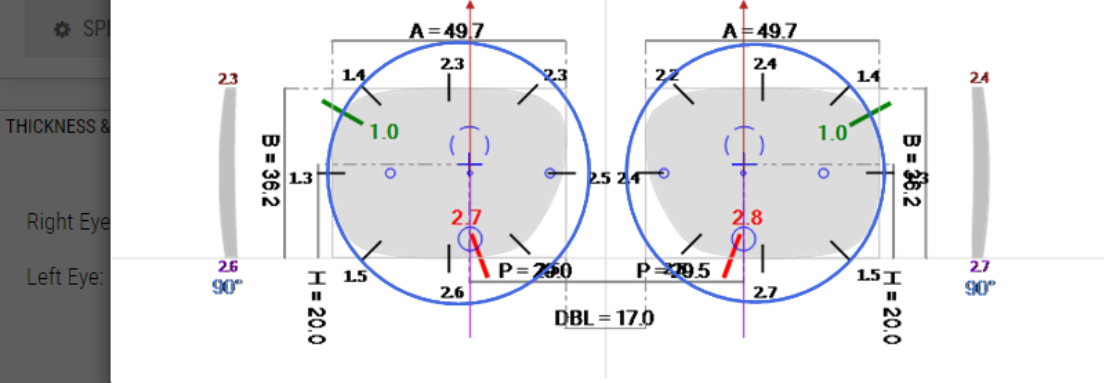
≡ EDIT SHAPE

CALCULATION SUCCESSFULLY

 Flattened Edge View

CutViewAngle ↻

	⊙ R	⊙ L	
Diameters	55.7	54.9	mm
Lens Base	4.75	4.75	diopter
Cntr Thickness	3.5	3.5	mm
Weight	6.1	6.1	g



Right Eye: Edge * 1 MM
 Left Eye: Edge * 1 MM

SHAPE *

EDIT SHAPE

CALCULATION SUCCESSFULLY



CutViewAngle

Flattened Edge View

	⊙ R	⊙ L	
Diameters	55.7	54.9	mm
Lens Base	4.75	4.75	diopter
Cntr Thickness	3.5	3.5	mm
Weight	6.1	6.1	g



999999999

HELP



Left Eye:

LENS PANEL

CHANGE LENSES

CHAINED



PRESIO WIDE INFINITE 14 - 1.67 CLEAR

SCC+ UV NIGHTD

R DIAMETERS: NONE

L DIAMETERS: NONE

Treatments: *

Tints:

× SCC+ UV NightD

Choose Tints

Diameters:

R

55/60

60/65

65/70

70/75

75/80

None

Precal:

Diameters:

L

55/60

60/65

65/70

70/75

75/80

None

Precal:

SPECIAL PARAMETERS

THICKNESS & MEASUREMENTS

Far PD

Optical Center

Precal

Thickness Type

Thickness Value

Right Eye:

*

*



Right Eye:

Edge

* 1 MM

Left Eye:

*

*

Left Eye:

Edge

* 1 MM

SHAPE

CALCULATION SUCCESSFULLY

WBOY: 50

WBOY: 36

OPL: 17

FRAME TYPE: PLASTIC FULL DIM

EDIT SHAPE





PRESIO WIDE INFINITE 14 - 1.67 CLEAR

SCC+ UV NIGHTD

R DIAMETERS: NONE

L DIAMETERS: NONE

ALL

FAVOURITES

Choose Offer Account

Enter keywords or item number

SEARCH

> PROCESS

RX

> LENS TYPE

Progressive

> INDEX

- Orma 1.5
- Ormix 1.6
- Airwear 1.59
- Stylis 1.67
- Lineis 1.74

> CLEAR / TINTED

Clear

LENS TYPE LENS DESIGN LENS MATERIAL

☆	Progressive Clear	PRESIO POWER INFINITE 12	1.5 Clear	ADD LENS
☆	Progressive Clear	PRESIO POWER INFINITE 12	1.6 Clear	ADD LENS
☆	Progressive Clear	PRESIO POWER INFINITE 12	1.67 Clear	ADD LENS
☆	Progressive Clear	PRESIO POWER INFINITE 14	1.5 Clear	ADD LENS
☆	Progressive Clear	PRESIO POWER INFINITE 14	1.6 Clear	ADD LENS
☆	Progressive Clear	PRESIO POWER INFINITE 14	1.67 Clear	ADD LENS
☆	Progressive Clear	PRESIO POWER INFINITE 12	1.74 Clear	ADD LENS
☆	Progressive Clear	PRESIO POWER INFINITE 12 B7	1.5 Clear	ADD LENS
☆	Progressive Clear	PRESIO POWER INFINITE 12 B7	1.6 Clear	ADD LENS
☆	Progressive Clear	PRESIO POWER INFINITE 14	1.74 Clear	ADD LENS

CALCULATION SUCCESSFULLY



NEW ORDER

⚙️ ACTIONS ➤ 📤 SEND

ACCOUNTS

Billing Account * Shipping Account * Order Reference

📄 ADD TO COMPARISON

📄 IMPORT DATA

✂️ CLEAR ORDER

📄 PREVIEW

💾 SAVE

⚙️ CALCULATE

PATIENT INFO & PRESCRIPTION PANEL ⓘ

Prisms Decentrations


Title Last Name * First Name

Prescription

	Sphere *	Cylinder *	Axis *	Add
Right Eye:	+03.50	-00.75	120	+02.50
Left Eye:	+03.50	-00.50	050	+02.50

LENS PANEL ⓘ

🔄 CHANGE LENSES 🔗 CHAINED

 PRESIO WIDE INFINITE 14 - 1.67 CLEAR SCC+ UV NIGHTD

R DIAMETERS: NONE L DIAMETERS: NONE

En dan kan je alle bovenstaande stappen terug volgen 🔄

Succes!!